



# GUJCOT TRADE ASSOCIATION

WEEKLY REPORT      15-Oct-2022

## Market Movement from 10th Oct 2022 to 15th Oct 2022.

- This week also continue bearish week in NY future. Bearish WASDE lead down trend and it continue this week. USDA cut global consumption by 3 M bales and it give higher ending stock. Globally demand is weak. NY December close with loss of 908 points W/W
- Export sales was better than trade expectation near 142,000 bales and shipment also 168,900 bales. It is better than expectation. US now committed near 8.4 M bales
- In India Gujarat and North give good arrival while other state is lower due to raining.
- Gujarat Shankar-6 price came down suddenly in this week from 72000 to 68000.north is stable near 6800 mound.
- Arrival in India cross 50000 bales and Gujarat arrival cross 20000 bales a day.
- If rain stop arrival will pick in all states.
- Hope for best in next week.



# GUJCOT TRADE ASSOCIATION

WEEKLY REPORT 15-Oct-2022

## Gujarat District wise Cotton Sowing

Gujarat Districtwise Cotton Sowing Till 03-October-2022			
<b>Kutch</b>	<b>675</b>	<b>Saurashtra</b>	<b>18,254</b>
Kutch	675	Surendranagar	4,056
		Rajkot	2,334
<b>North Gujarat</b>	<b>2,172</b>	Jamnagar	1,592
Banarsakantha	344	Porbandar	98
Patan	469	Junagadh	508
Mehsana	381	Amreli	3,518
Sabarkantha	489	Bhavnagar	2,389
Gandhinagar	206	Morbi	1,962
Aravali	283	Botad	1,505
		Gir Somnath	189
<b>Middle Gujarat</b>	<b>2,788</b>	Devbhumi Dwarka	102
Ahmedabad	540		
Anand	11	<b>South Gujarat</b>	<b>1,601</b>
Kheda	156	Surat	43
Panchmahal	122	Narmada	525
Dahod	4	Bharuch	918
Vadodara	816	Dang	0
Mahisagar	101	Navsari	0
Chota Udaipur	1,038	Valsad	0
		Tapi	115
<b>TOTAL</b>			<b>25,490</b>
<b>TOTAL (Last Year)</b>			<b>22,539</b>
<b>All Figures in '00 Hectares</b>			
Source :- Agriculture, Farmers Welfare and Co-operation Department Government of Gujarat			



# GUJCOT TRADE ASSOCIATION

WEEKLY REPORT 15-Oct-2022

## Global

### US Weekly Export Sales

- Net UPLAND sales of 144,800 RB for 2022/2023 were primarily for Pakistan (55,300 RB, including decreases of 900 RB), Bangladesh (31,700 RB), China (14,400 RB), Vietnam (13,700 RB, including 200 RB switched from Japan), and Turkey (6,400 RB, including decreases of 500 RB).
- Total net UPLAND sales of 34,800 RB for 2023/2024 were reported for Mexico (21,000 RB), Pakistan (6,600 RB), Guatemala (6,300 RB), and Turkey (900 RB).
- Upland Exports of 168,100 RB were primarily to China (39,700 RB), Vietnam (26,700 RB), Pakistan (25,500 RB), Mexico (20,300 RB), and Bangladesh (19,000 RB).
- Net Pima sales reductions of Pima totalling 2,000 RB resulted in increases for Italy (1,000 RB), were more than offset by reductions for India (3,000 RB).
- Exports of 800 RB were to China (700 RB) and Italy (100 RB).

US Export Sales	06-Oct-2022
<b>Marketing Year 2022-23</b>	
Upland Gross Sales	147,500
Cancellation	2,700
<b>Net Upland Sales</b>	<b>144,800</b>
PIMA Gross Sales	1,000
Cancellation	3,000
<b>Net PIMA Sales</b>	<b>-2,000</b>
Total Gross Sales	148,500
Total Cancellation	5,700
<b>Total Net Sales</b>	<b>142,800</b>
<b>Shipments</b>	
UPLAND	168,100
PIMA	800
<b>Total Shipment</b>	<b>168,900</b>
<b>Marketing Year 2023-24</b>	
Net Upland Sales	34,800
Net PIMA Sales	0
<b>Total Net Sales</b>	<b>34,800</b>
All Figures in US Running Bale	



# GUJCOT TRADE ASSOCIATION

## WEEKLY REPORT 15-Oct-2022

Gujarat Spot Rate Weekly Changes						
Variety	Staple Length	Mic.	08-10-2022	15-10-2022	Change	Change (in Per.)
					W/W	W/W
Shankar 6	29mm	3.8	70,250	68,300	-1,950	-2.86%
V-797	13% Trash		49,250	49,400	150	0.30%
MCX Spot Rate			33,870	33,280	-590	-1.77%
USD-INR Exchange			82.32	82.35	0.03	0.04%

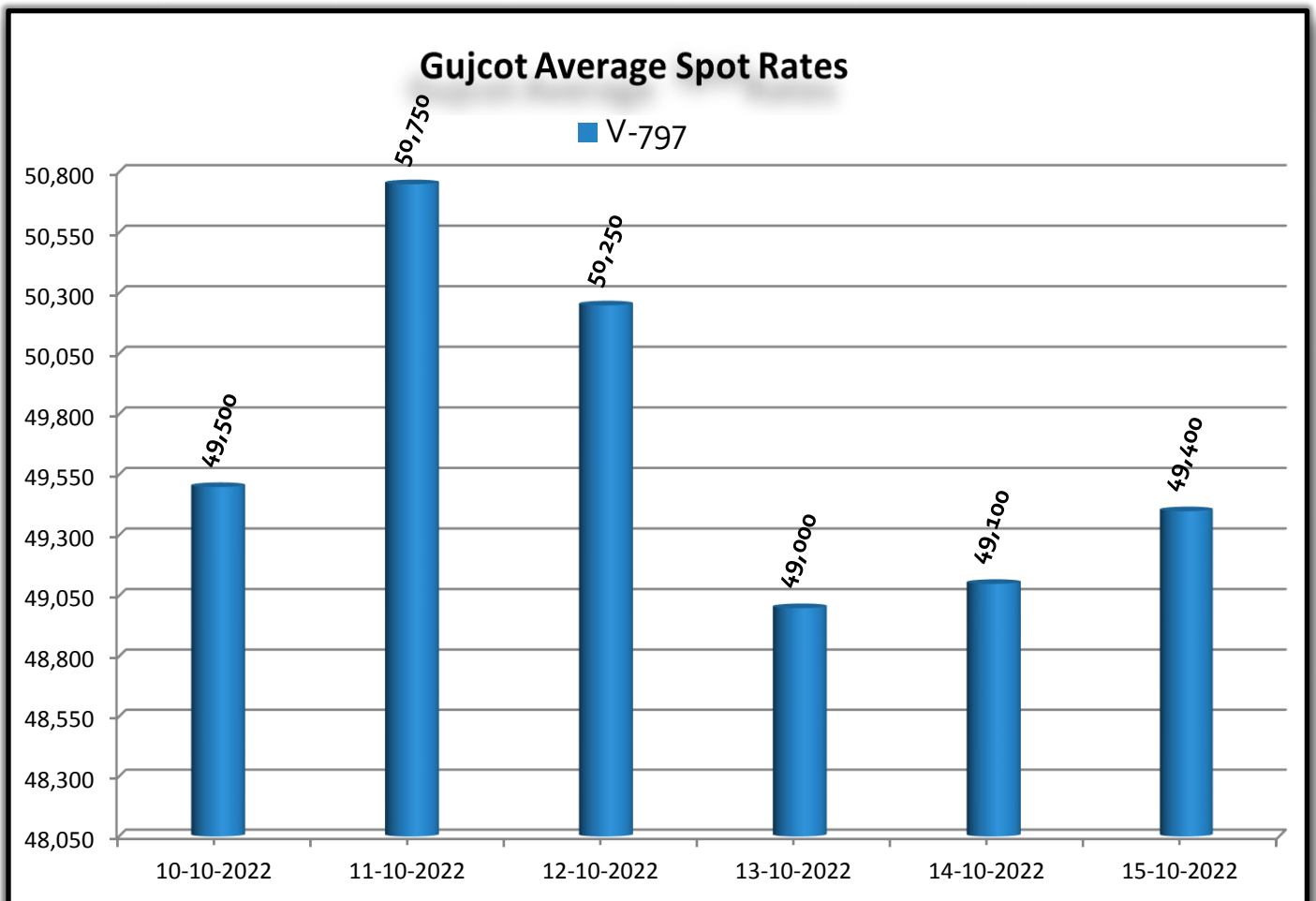
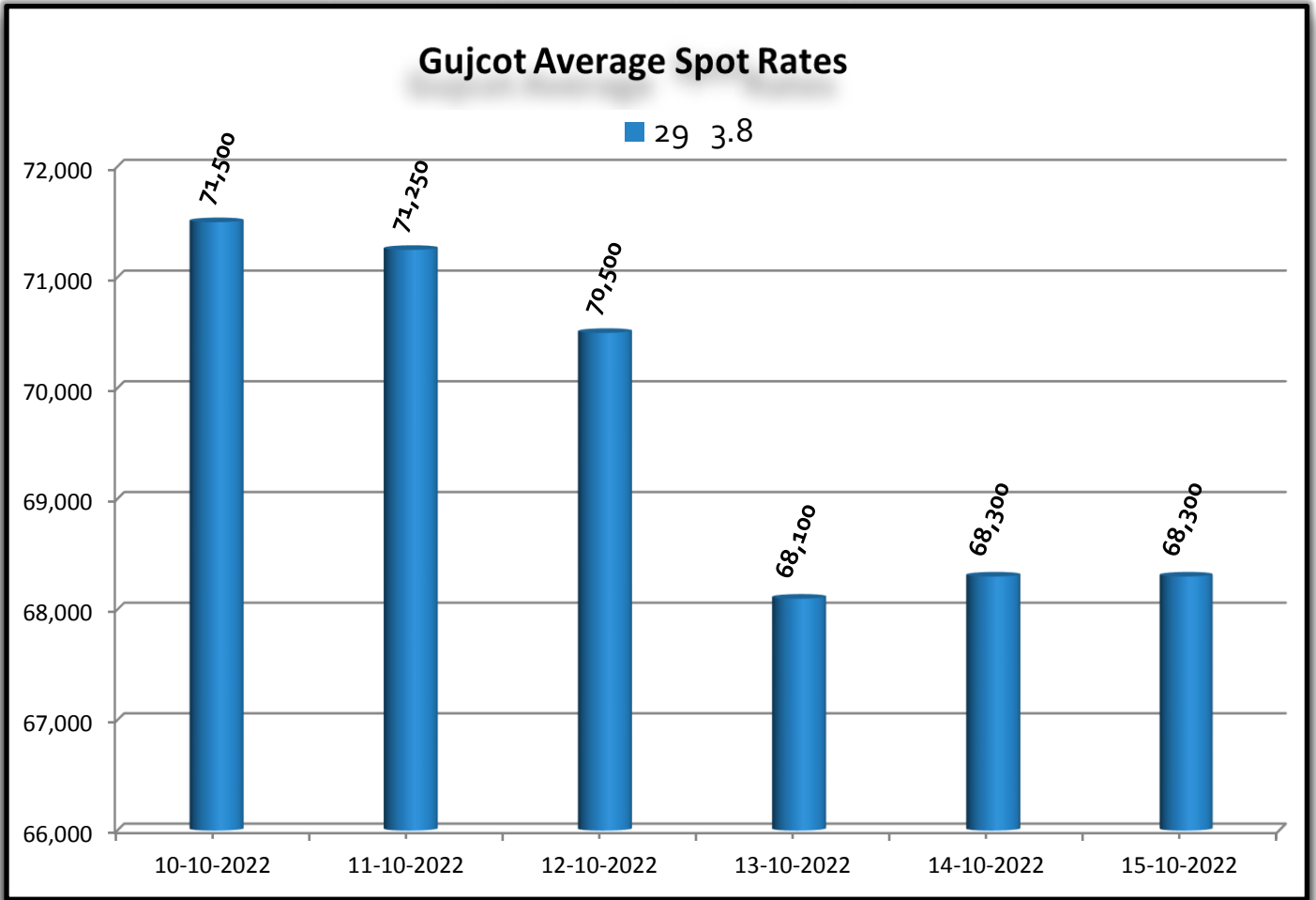
Average Rate of Last week					
Variety	Staple Length	Mic.	Price Range		Average Of 6 Days
			Low	High	
Shankar 6	29	3.8	68,100	71,500	69,658
Shankar 6	28.5	3.7	No Quote	No Quote	No Quote
Shankar 6	28	3.6	No Quote	No Quote	No Quote
Shankar 6	27	3.2	No Quote	No Quote	No Quote
Shankar 6	26	3.0	No Quote	No Quote	No Quote
V-797	13% Trash		49,000	50,750	49,667
MCX Spot Rate			33,280	34,660	33,902
USD Exchange Rate			82.31	82.35	82.33

Rate Of Last Week				
Date	29 3.8	V-797	MCX Spot Rate	USD-INR Exchange
10-10-2022	71,500	49,500	34,500	82.32
11-10-2022	71,250	50,750	34,660	82.31
12-10-2022	70,500	50,250	34,300	82.31
13-10-2022	68,100	49,000	33,390	82.34
14-10-2022	68,300	49,100	33,280	82.35
15-10-2022	68,300	49,400	33,280	82.35



# GUJCOT TRADE ASSOCIATION

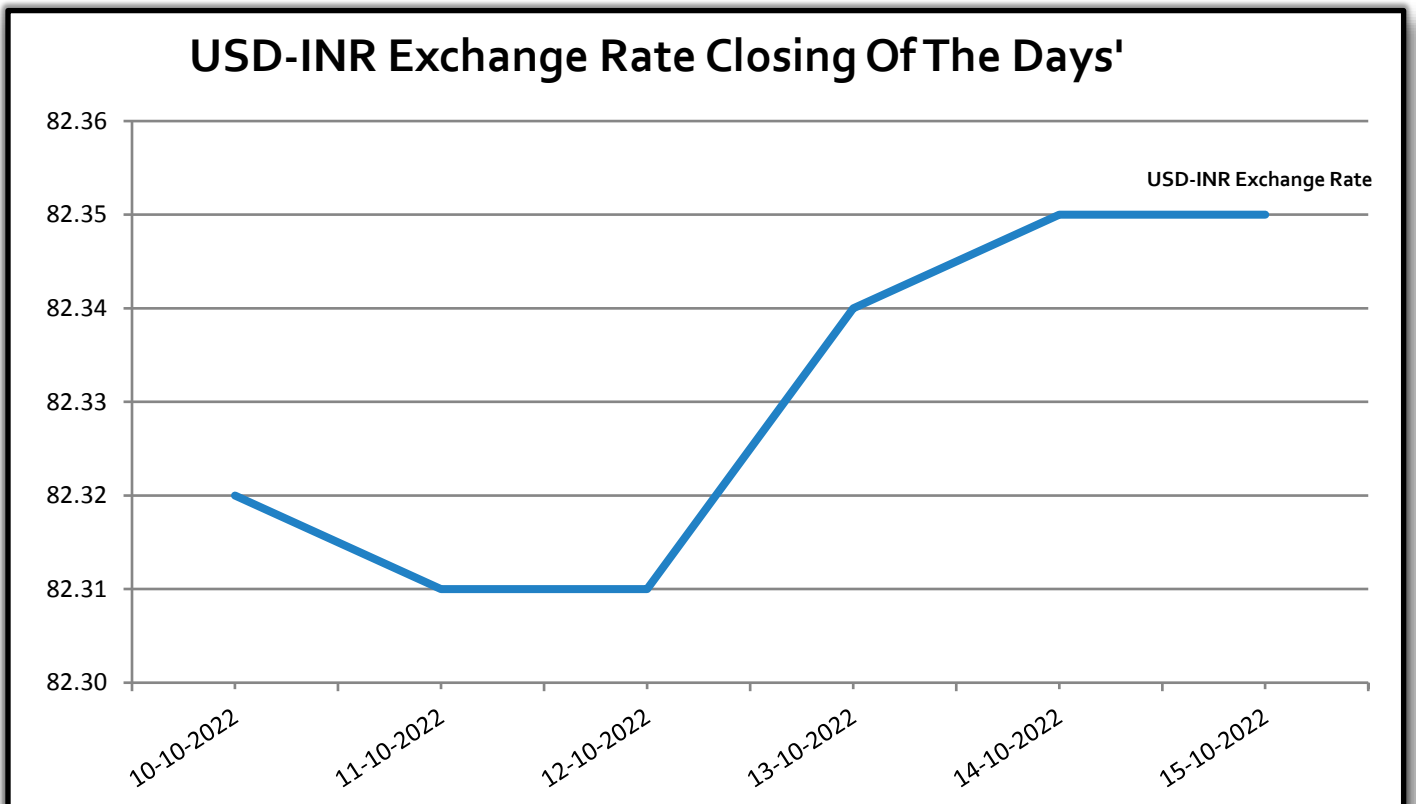
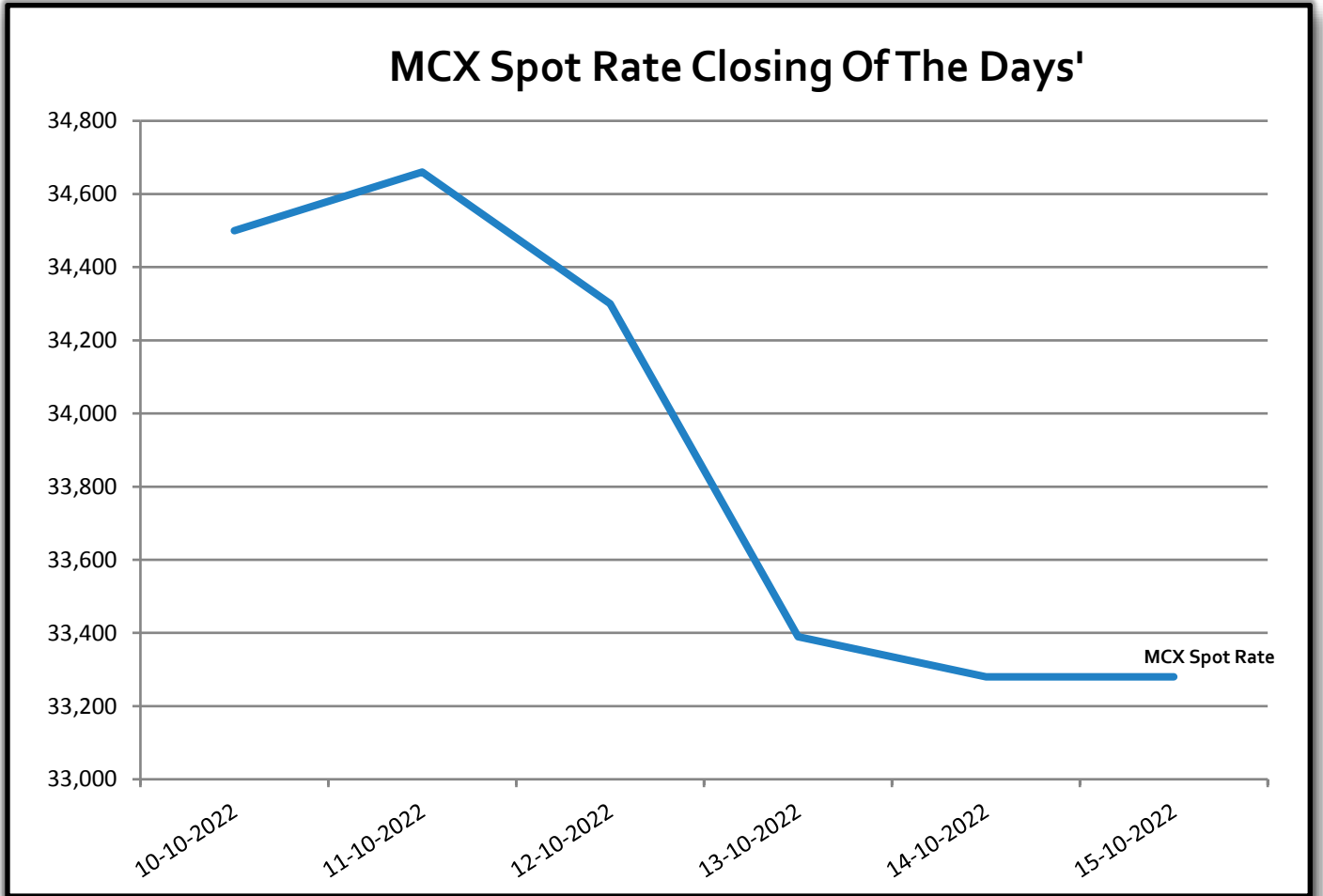
## WEEKLY REPORT 15-Oct-2022





# GUJCOT TRADE ASSOCIATION

WEEKLY REPORT 15-Oct-2022

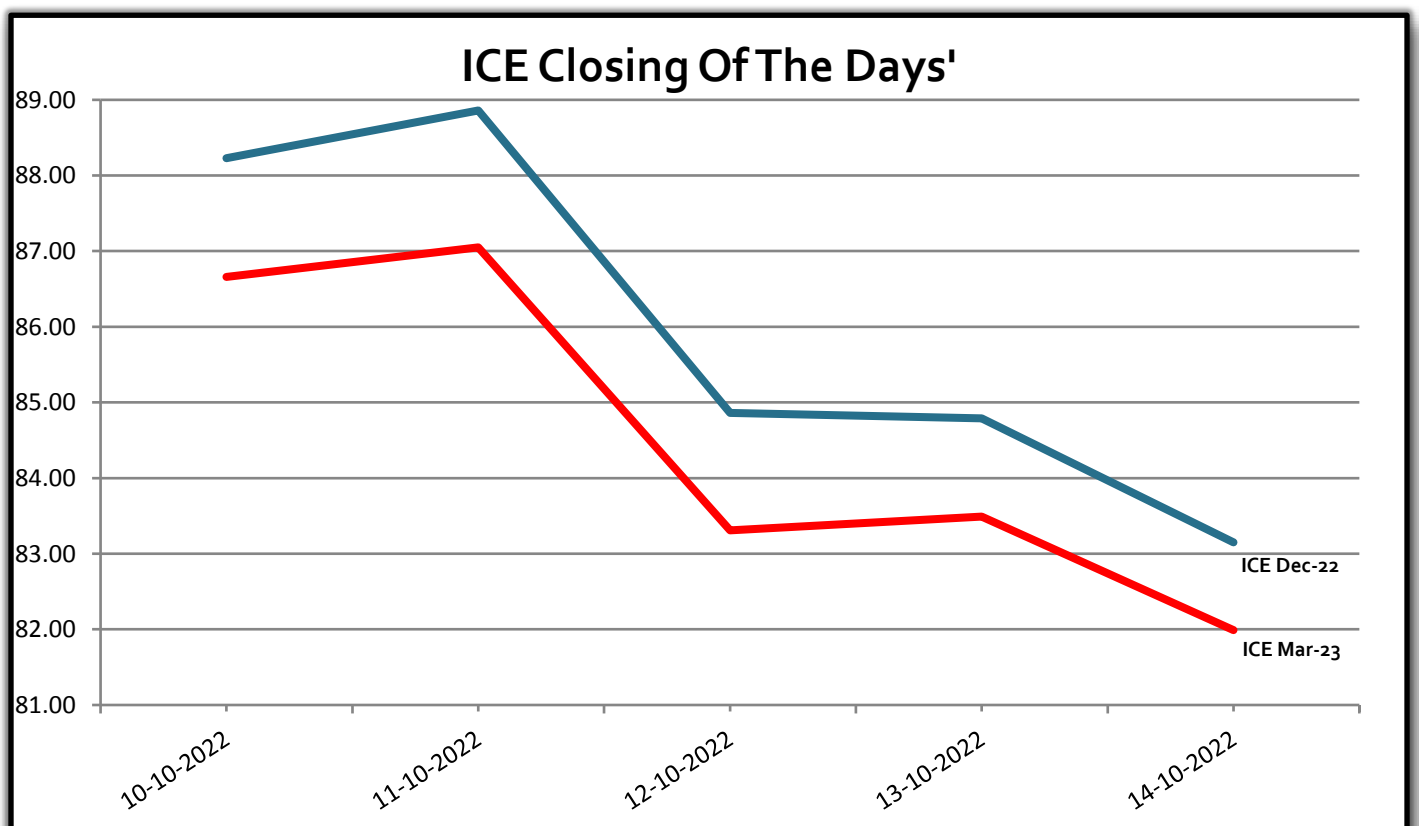
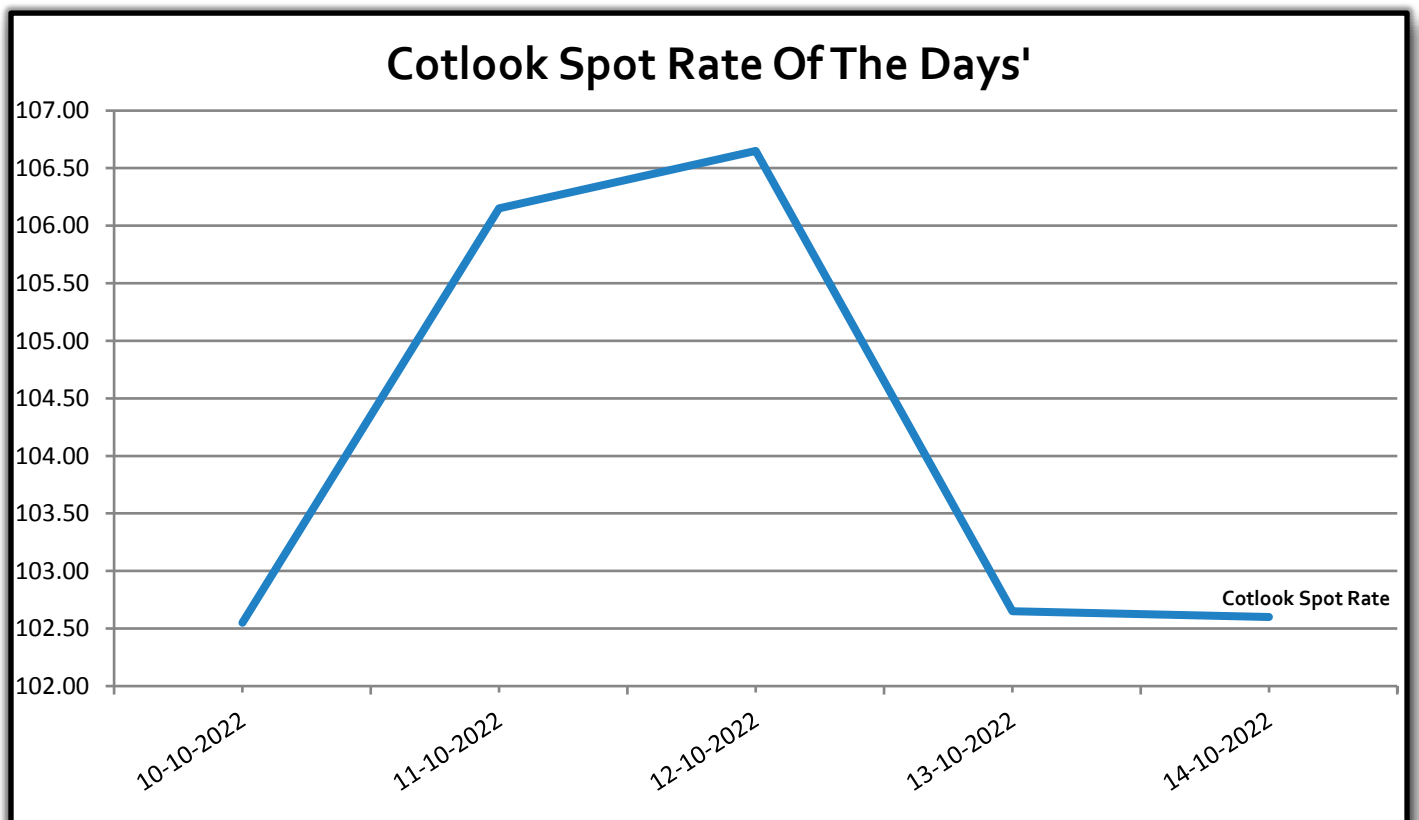




# GUJCOT TRADE ASSOCIATION

WEEKLY REPORT 15-Oct-2022

Foreign Indices			
Date	Cotlook	ICE	
	Spot Rate	Dec-22	Mar-23
10-10-2022	102.55	88.23	86.66
11-10-2022	106.15	88.86	87.05
12-10-2022	106.65	84.86	83.31
13-10-2022	102.65	84.79	83.49
14-10-2022	102.60	83.15	81.99

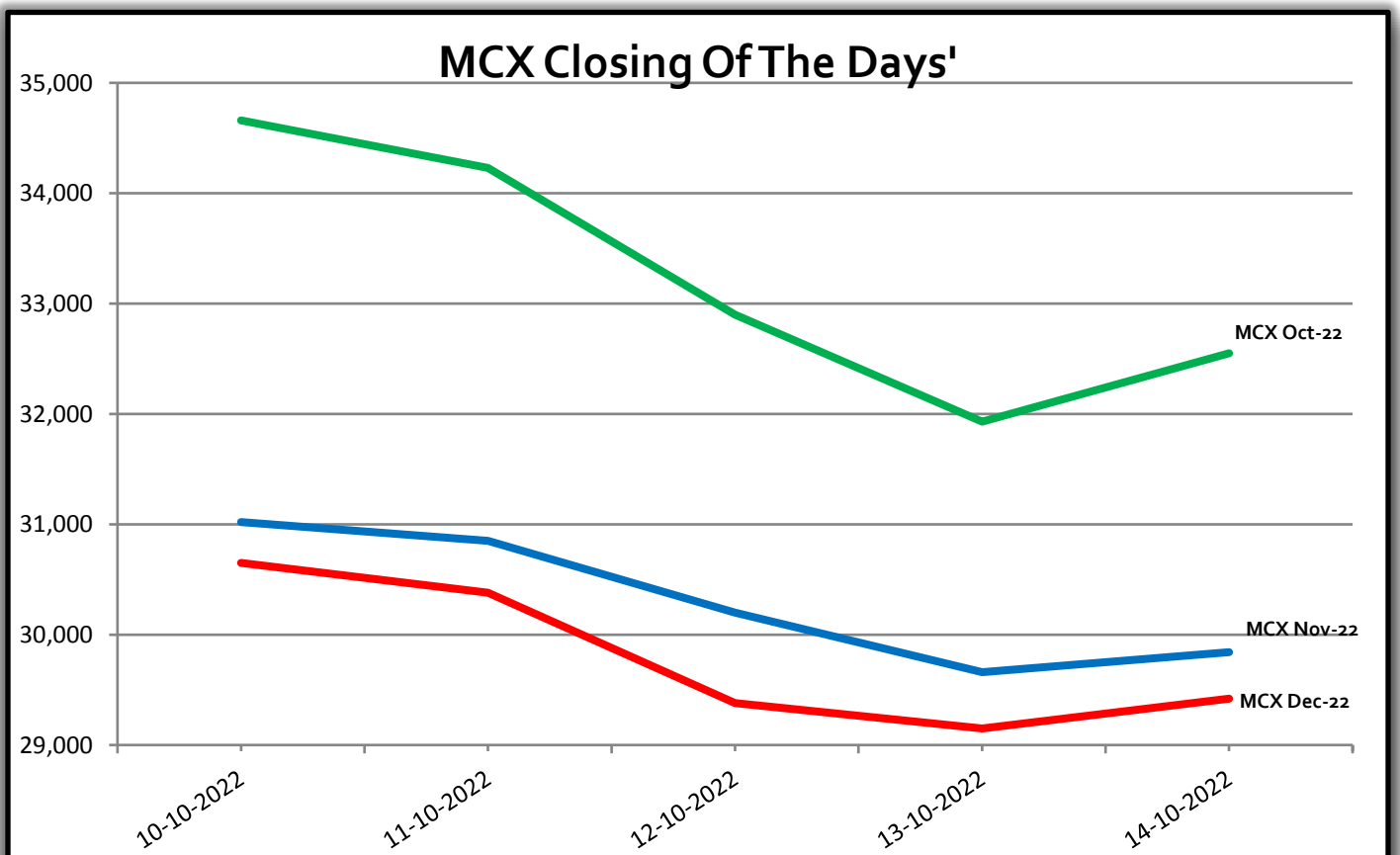
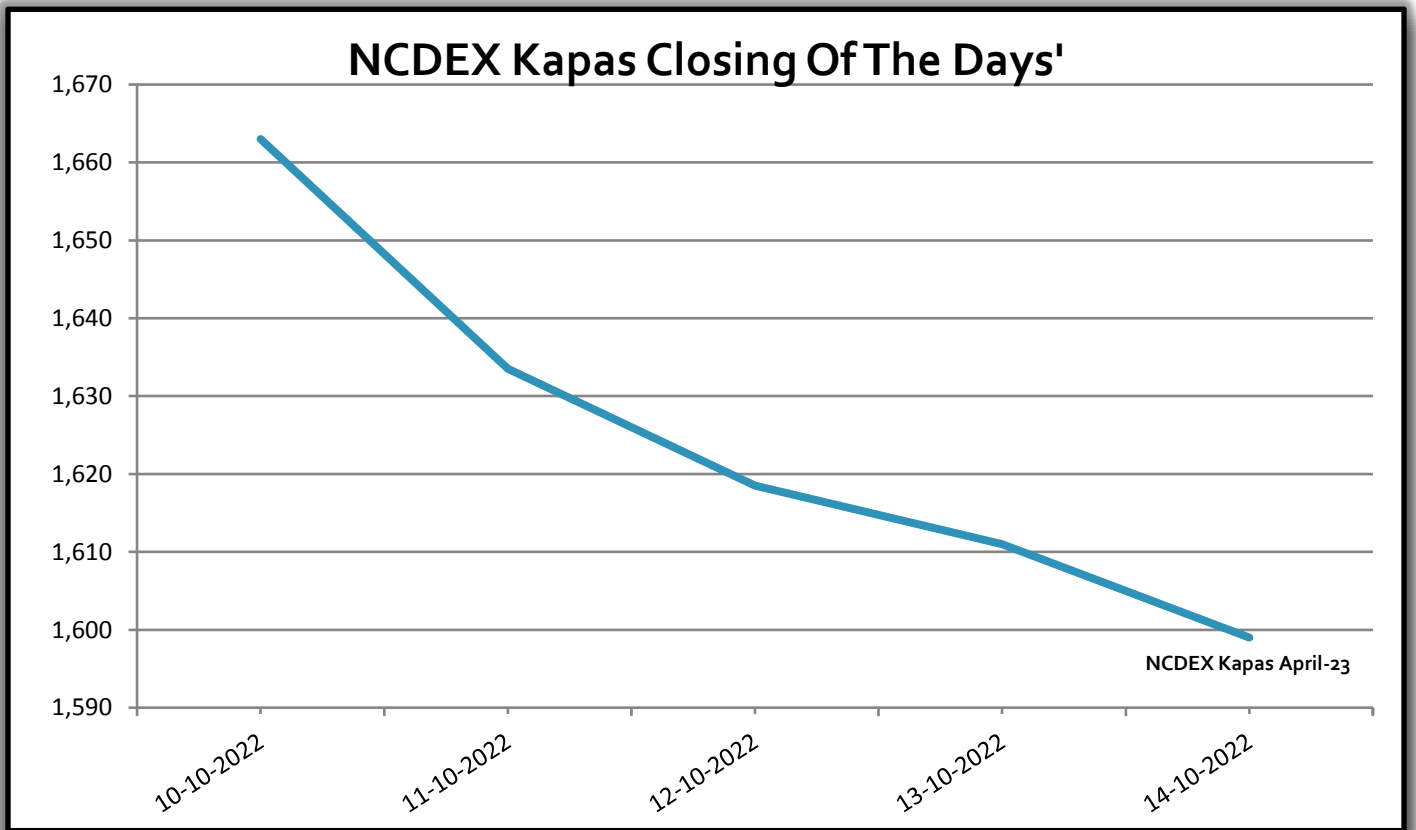




# GUJCOT TRADE ASSOCIATION

**WEEKLY REPORT 15-Oct-2022**

Indian Indices				
Date	NCDEX Kapas	MCX		
	April	Oct-22	Nov-22	Dec-22
10-10-2022	1663.00	34,660	31,020	30,650
11-10-2022	1633.50	34,230	30,850	30,380
12-10-2022	1618.50	32,900	30,200	29,380
13-10-2022	1611.00	31,930	29,660	29,150
14-10-2022	1599.00	32,550	29,840	29,420





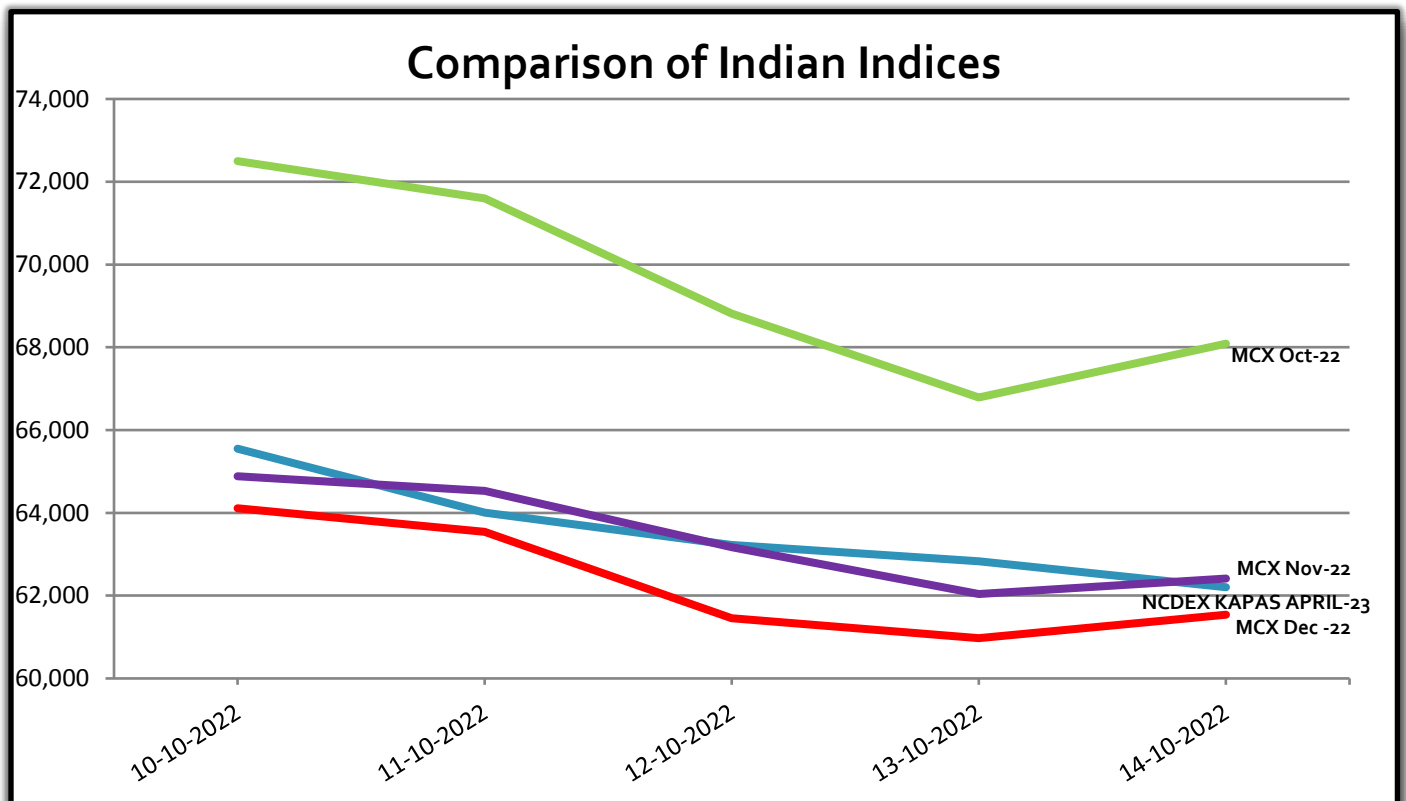


# GUJCOT TRADE ASSOCIATION

## WEEKLY REPORT 15-Oct-2022

Indian Indices in Candy Rate				
Date	NCDEX Kapas	MCX		
	April	Oct-22	Nov-22	Dec-22
10-10-2022	65,551	72,498	64,885	64,111
11-10-2022	64,008	71,599	64,529	63,546
12-10-2022	63,224	68,817	63,169	61,454
13-10-2022	62,831	66,788	62,040	60,973
14-10-2022	62,204	68,085	62,416	61,538

Remark :- For NCDEX Kapas we have taken seed rate 700/20 Kg to convert in Candy.

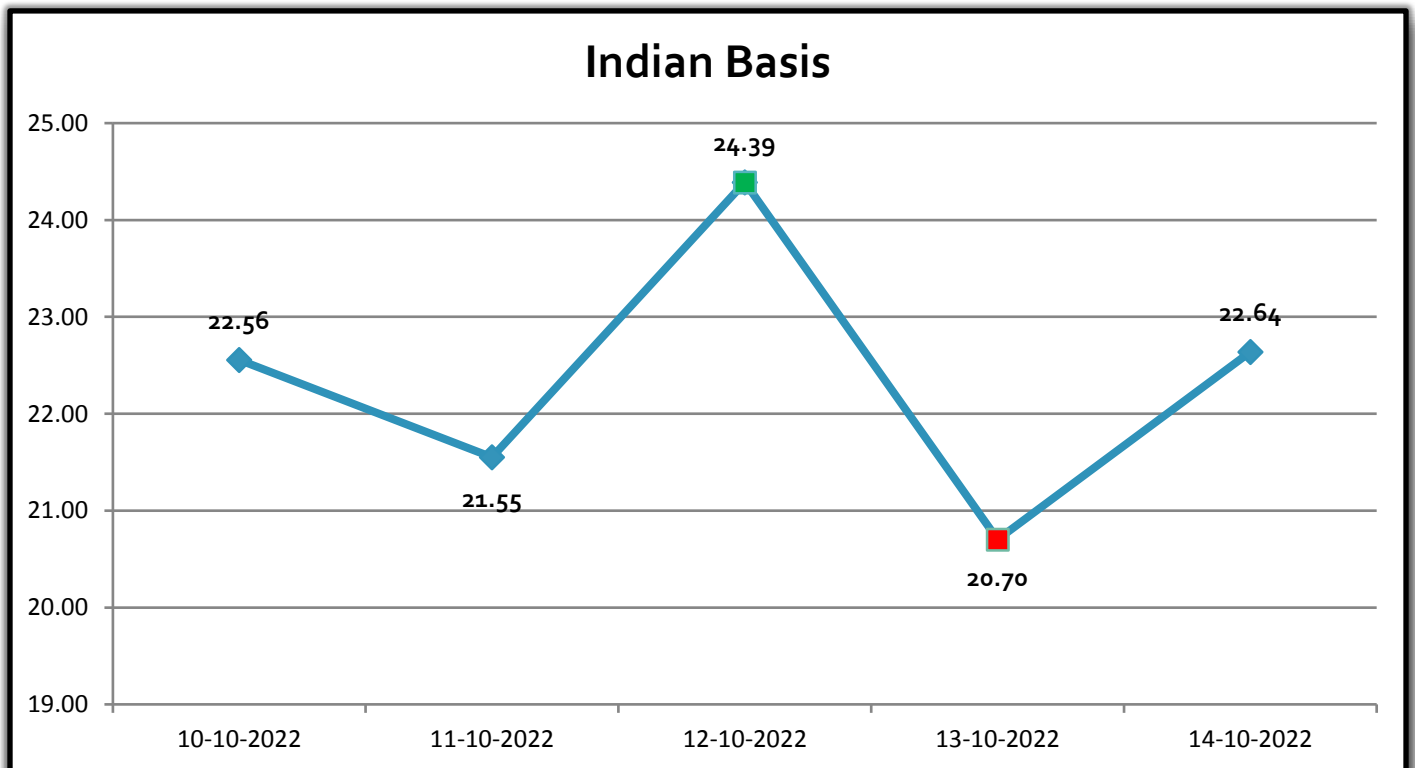




# GUJCOT TRADE ASSOCIATION

## WEEKLY REPORT 15-Oct-2022

Indian Basis					
DATE	29 MM	USD-INR	CENTS/LB	ICE DEC	BASIS
10-10-2022	71,500	82.32	110.79	88.23	22.56
11-10-2022	71,250	82.31	110.41	88.86	21.55
12-10-2022	70,500	82.31	109.25	84.86	24.39
13-10-2022	68,100	82.34	105.49	84.79	20.70
14-10-2022	68,300	82.35	105.79	83.15	22.64





# GUJCOT TRADE ASSOCIATION

WEEKLY REPORT 15-Oct-2022

## IN THE WEEK AHEAD

- Friday at 2:30 p.m. Central – Commitments of Traders
- Monday at 3:00 p.m. Central – Crop Progress and Condition
- Thursday at 7:30 a.m. Central – Export Sales Report
- Thursday at 11:00 a.m. Central – WASDE
- Thursday at 11:00 a.m. Central – Crop Production
- Thursday at 2:30 p.m. Central – Cotton-On-Call

One stop solution for all cotton related reports and information.

Visit <https://www.gujcot.com>. It's updated every day in real time.

You can view

- Gujarat Daily Spot Rate at 5:30 pm and Historical Data
- Gujarat Latest Pressing Report and Historical Data
- Daily Weather Report
- Cotton Advisory Board Balance sheet and Area, Production, Yield reports from cotton season 1991-1992 to 2017-2018 estimate available from Menu->Reports
- All Historical Gujcot Weekly Reports Menu->Reports
- All India Cotton Sowing data
- Gujarat Cotton Sowing District wise Report
- US Export Sales Report
- US Crop Progress Report
- China Cotton Auction Update
- International Cotton Indices and Spot Rates.
- USDA WASDE Report
- ICE Cotton On Call Report
- And All other National & International reports and upcoming events

## Report Sponsors:

Click on Sponsor's Logo to visit Sponsor's Website



**SHYAM GROUP  
OF COMPANIES**



"eCotton - domestic"-Mobile Application

Cotton Bales Trading Platform

For Ginners, Spinners, Traders, Exporters & Brokers



**Axita Cotton Limited**

## Report prepared by

Milan Rajpara

Manager

**Gujcot Trade Association**